



Hose clamp removal tool
Hose clamp drive
M6 Allen key
Sharp knife or scissors

1. Lift the tabs and disconnect the inlet hose from the airbox as pictured below.



2. Disconnect the inlet tract at the throttle body and remove the vacuum hose pictured below.




3. Disconnect the lower breather from the airbox by depressing the tabs on the Norma fitting as pictured below.



4. By pulling in an upwards motion remove the airbox from situ.




5. Remove the rubber grommets located on the underside of the airbox and locate into the chassis leg.




6. fit the supplied weather strip to the carbon heat shield and cut the rubber to length.



7. Using a 6mm Allen Key attach the fasteners to the carbon heat shield and supplied alloy pins.



8. Mount the carbon heat shield into position ensuring the front of the carbon heat shield is located beneath the front scoop as pictured below.



9. Using a 6mm Allen key tighten the fasteners fully as pictured below.



10. Attach the silicone hoses and the brass connection piece to the supplied forge inlet pipe as pictured below.



11. Attach the inlet pipe into position and connect the small brass connector to the hose removed in section 2, then place the filter onto the opposite end of the inlet pipe. Once you are happy with the position tighten all of the hose clamps.

12. Assemble the breather filter and adaptor pictured below and tighten the hose clamp with a suitable drive.



13. Fit the breather adaptor as pictured below and locate to the inner side of the wing.



14. Your installation is now complete.



Check out WWW.FORGEMOTORSPORT.CO.UK and WWW.FORGEMOTORSPORT.COM

For a full range of performance products for your vehicle.

As always, with any questions or concerns about this product or anything else, please feel free to contact your local or preferred Forge Motorsport Dealer/Installer, or you may contact us directly.

Forge Motorsport UK – (+44)1 452 380 999/info@forgemotorsport.co.uk

Forge Motorsport US – (407)-447-5363/sales@forgemotorsport.com



www.facebook.com/forgemotorsport



[@forgemotorsport](https://twitter.com/forgemotorsport)



[@forgemotorsport](https://www.instagram.com/forgemotorsport)