



VW POLO 1.0 TSI AIR FILTER FITTING INSTRUCTIONS.



Please thoroughly read through and familiarize yourself with these instructions in their entirety prior to beginning any part of the installation process of any component. Please also ensure the vehicle and engine has cooled down sufficiently to avoid risking possible skin burns or other injury. Please also read the information below before starting any part of the following installation as failure of correct care may void your warranty.

TOOLS NEEDED:

Hose clamp driver
Hose clamp remover
T25/T30 Torx drive
Silicon Spray

1. Raise the car bonnet and locate the standard airbox.




2. Remove the breather to the airbox.




3. Using a T30 Torx Drive undo the fastener that holds the airbox in position.



4. Locate the hose clamp at the rear of the airbox and remove.




5. Using a T25 Torx Drive remove the fasteners that hold the front air duct in place.



6. Pull the airbox sharply upwards to remove.




7. Insert the plastic trim into the Forge Motorsport air intake tray.



8. Insert the shorter hose joiner into the turbo inlet hose and fix into position with the OEM hose clamp.



9. Fix the air intake tray into position using the OEM fasteners with the T25 Torx Drive.



10. Fit the longer hose joiner into the Forge Motorsport Airfilter and fix into position with the hose clamp.



11. Now fit the Forge Motorsport Airfilter into the air intake tray, a small amount of silicon spray will ease the fitment of the filter coupler through the air intake tray hole.



12. Fit the silicon hose into position ensuring the hose clamps are tight on both ends.



13. Remove the OEM breather hose and attach the new hose, do not over tighten the hose clamp as this could break the plastic OEM breather fitting.



14. The installation is now complete and your car is ready for a test drive.



Check out WWW.FORGEMOTORSPORT.CO.UK and
WWW.FORGEMOTORSPORT.COM

For a full range of performance products for your vehicle.

As always, with any questions or concerns about this product or anything else, please feel free to contact your local or preferred Forge Motorsport Dealer/ Installer, or you may contact us directly.

Forge Motorsport UK – (+44)1 452 380 999 / info@forgemotorsport.co.uk

Forge Motorsport US – (407)-447-5363 / sales@forgemotorsport.com

Engineered for performance

